

EN For your safety:



DANGEROUS for children

- Keep the packaging material out of the reach of children. The plastic bags and protective films are not toys. Make sure that children do not pull them over their heads, and that no parts of them are swallowed. Risk of suffocation!
- Keep infants away from the product as they might try to pull themselves up on it or climb onto it.

DANGER – due to fire / lighting / heat

- Bear in mind that the cover is made of flammable material:
 - Do not position heating or cooking units near the product.
 - Do not use naked flames, e.g. propane cookers, candles or oil lamps in the vicinity of the product.
 - Do not smoke inside Garden Igloo.
- Never light a fire, or set up a barbecue inside Garden Igloo! There is a risk of death due to carbon monoxide poisoning!
- Never assemble or take down Garden Igloo during a thunderstorm. Always evacuate Garden Igloo during thunderstorms or stormy weather, and look for a suitable refuge.
- Warning! When using Garden Igloo with the transparent cover:
 - The temperature inside Garden Igloo can quickly reach over +60°C in sunny weather.
 - Never leave children or pets in Garden Igloo unsupervised.
 - Open the door and windows early on to allow air to circulate.
- Due to the risk of accumulated high humidity inside Garden Igloo, use only electrical components (heating, lighting, etc...) specifically manufactured for outdoor.
- Do not use electrical components manufactured for indoor/household use.

CAUTION – risk of injury and material damage!

- Assemble Garden Igloo with at least 2 people (including yourself).
- When assembling the product, ensure that your fingers do not get caught between the struts and joints.
- Keep other people – especially children – well away from the working area when assembling the product.
- Do not put your full weight off the product. It could fall over or be damaged.
- Check from time to time whether all joint connections are tight, and press the struts in tighter if necessary.
- When placing Garden Igloo, make sure that there are no pointed objects on the ground, e.g. stones or branches. These can damage the cover.
- Only use the product for its intended purpose and do not overload it. For example, do not hang any objects on any part of the frame.
- **Please note the important information regarding stability!**

Intended use:

The product is suitable for outdoor use.

The product is designed for household use and is not suitable for commercial purposes.

Cleaning and storage:

- Wipe off the cover with a moist microfiber cloth. For stubborn stains on the tent material, use a commercially available cleaning product designed for tents.
- Do not use any abrasive or caustic cleaning products or hard brushes, etc. for cleaning. The cover is not suitable for machine washing, or drycleaning, drying in a tumble dryer, or ironing.
- Check the cover regularly for damage and leaks. Tears and holes are best patched with appropriate material available from specialist retailers.
- Should you wish to disassemble and store Garden Igloo: Clean all parts thoroughly before folding up, packing up and storing Garden Igloo.
- You can keep the struts in the previously emptied sandbags.
- Store Garden Igloo in a dry, cool, well-ventilated place protected from frost. Avoid direct sunlight and sources of heat.
- Weather and sunlight cause Garden Igloo's material to age over time. This may lead to color changes, and to material fatigue over time. Therefore, store Garden Igloo in a sheltered place when it is not in use.

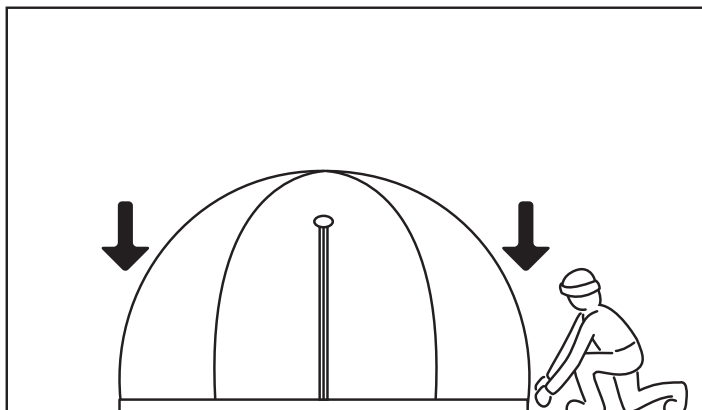
Information regarding stability:

- Always assemble the product on a leveled, non-sloping surface.
- Choose a place that is as sheltered from wind as possible. Always secure Garden Igloo with the supplied sandbags and/or clamps around its edge. Fill the sandbags completely with fine, dry sand. Carefully fix the cover to the frame with the Velcro straps.
- Garden Igloo is wind-resistant (Precondition: Garden Igloo is secured with sandbags and/or clamps as described; the door and windows are closed) up to wind strength 6 (Beaufort scale = approx. 50km/h). At wind speeds higher than wind strength 7 (Beaufort scale, storm/hurricane warning), remove the cover.
- The transparent cover is not designed for outdoor use throughout the year. It can withstand temperatures between -20°C and +60°C and sunlight up to level 5 in the UV index. On sunny spring/summer days with an outdoor temperature of over +10°C the temperature inside in Garden Igloo can quickly get up to +60°C and above. This can damage Garden Igloo itself, as well as the furniture and plants inside, and can endanger people and animals inside. We therefore recommend opening the windows and, if necessary, the door whenever the outdoor temperature rises above +10°C, so that air can circulate; and to monitor the temperature inside. At indoor temperatures of +40°C and over, you should remove the transparent cover. By protecting the cover from strong UV rays in this way, the service life of the cover will be prolonged.
- Disassemble Garden Igloo entirely, if a strong storm or hurricane is forecast.
- Garden Igloo can bear up to max. 40kg of snow. If the snow on the dome reaches 15cm, you should remove it with a broom or similar tool in order to prevent damage to Garden Igloo.

EN

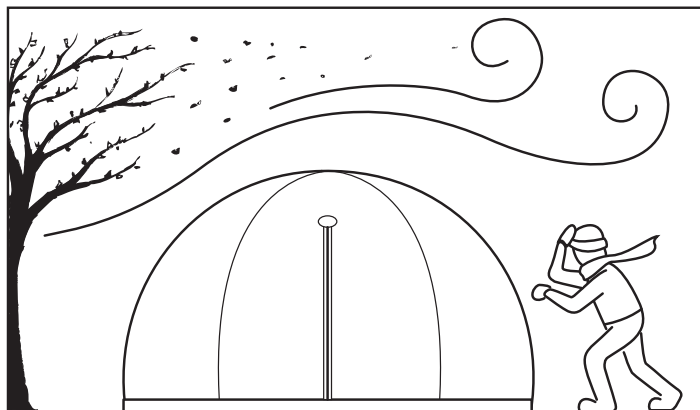


WARNING



Anchorage

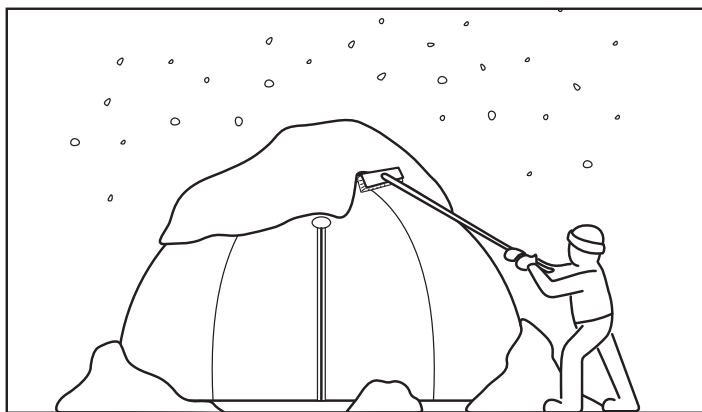
Your Garden Igloo must be fixed to the ground at 20 points near the connection points (p.24) !



Wind resistance

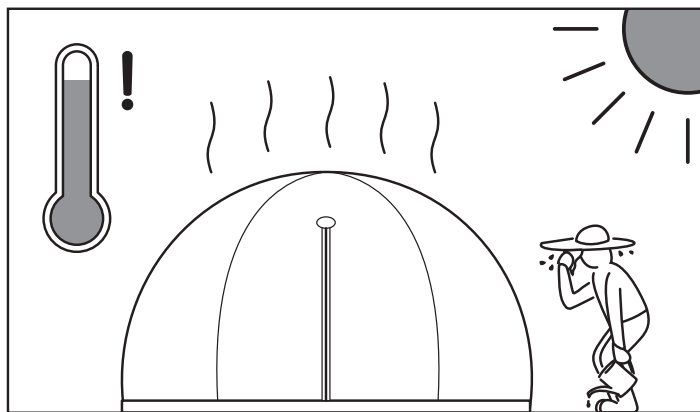
Under proper conditions* Garden Igloo withstands strong wind conditions (Beaufort scale 6 - up to 50km/h).
*Properly anchored on hard surfaces or with the base weight bags on soft surfaces, all air vents and door zippers are closed.

Removal of the transparent cover is recommended if there is a storm or hurricane alert (Beaufort scale 7 and up).



Snow resistance

Garden Igloo has a maximum snow load capacity of 40kg. When the snow height over the top exceeds 15cm, it is highly recommended to remove the piled snow to protect your Garden Igloo against the risk of collapse. You can use a broom to remove the piled snow.



Heat and UV resistance

Garden Igloo's structure is stable at temperatures ranging from -20°C and +60°C and withstands exposure to the sun up to UV index 5. However, during sunny spring - summer days, when the outside temperature is above +10°C, the interior air temperature can rise to excessive heat levels (+60°C).

These conditions may harm your Garden Igloo structure, the furniture inside, or your pets and plants.

The sunlight is always transmitted at right angles throughout the day for four seasons, delivering maximum radiant energy into the dome shape. When the outside temperature is above +10°C, it is **HIGHLY RECOMMENDED** to monitor the interior temperature of Garden Igloo, to keep the air vents open during day time, and to completely remove the transparent cover when the interior temperature exceeds +40°C. Protecting your transparent cover from high UV exposure will extend its service life.

If this recommendation is not complied with, there will be inevitable heat damage to your Garden Igloo structure, any furniture inside, or your pets and plants. In such cases, GardenIgloo GmbH will not be liable for heat damages and we do not provide a guarantee against such damage due to misuse.

Disassembling your Garden Igloo

To disassemble your Garden Igloo, follow the assembling steps in reverse order (from step 16 to step 1). Remove all the joints from the struts. The struts can be wet due to moist conditions, using a garden glove will help increase your grip.

The cover might be damaged if it contacts cigarettes and other flame sources. Do not machine-wash, bleach, tumble dry, iron, or dry-clean. Use a moist microfiber cloth for cleaning the cover.

